

(How to Escalate a Coinbase Issue with coinbase Effectively ~ A Step-by-Step Guide to Getting Faster Resolution) How do I escalate an issue with Coinbase????

If you are facing a serious problem with your Coinbase account and standard support responses are not resolving it, you may be wondering how to escalate an issue with Coinbase. This is a common concern among users dealing with account restrictions, frozen funds, unresolved disputes, delayed withdrawals, or missing transactions. Coinbase is a large and regulated cryptocurrency exchange, which means it follows structured support and complaint procedures. Understanding how escalation works, when to escalate, and which channels to use can significantly improve your chances of getting a faster and more effective resolution.

The first and most important step before escalating any issue with Coinbase is to ensure you have already contacted Coinbase support through the official support system. Coinbase requires users to open a support ticket using its Help Center. This creates a formal case number, which is essential for any escalation. Without an existing support ticket, Coinbase will not treat your complaint as eligible for escalation. When submitting your initial request, it is important to clearly explain the issue, include transaction IDs, screenshots if applicable, and provide accurate account details to avoid unnecessary delays.

If your issue remains unresolved after receiving generic responses, no response at all, or repeated delays, escalation becomes appropriate. Coinbase generally expects users to allow a reasonable amount of time for investigation, especially for complex cases involving security checks, compliance reviews, or third-party payment providers. However, if weeks pass without meaningful progress or communication, escalating the issue is justified.

One of the most effective ways to escalate an issue with Coinbase is by filing a formal complaint through Coinbase's official complaint process. Coinbase has a dedicated complaint submission form specifically designed for unresolved support issues. This form is different from a standard support ticket and signals to Coinbase that the issue has reached a higher priority level. When filing a complaint, you must include your existing support case number, a detailed explanation of the problem, and why you believe the issue has not been properly addressed. Complaints submitted through this channel are reviewed by a specialized team rather than general support agents.

Coinbase typically acknowledges formal complaints within a few business days and may take several weeks to provide a final resolution, depending on the complexity of the case. While this may still take time, users often receive more detailed responses and clearer explanations once the issue reaches the complaint stage. This process is especially important for cases involving locked accounts, large fund balances, or unresolved disputes.

If you are facing 1 📞 915 (201)-4928 ⭐ a serious problem with your Coinbase account and standard support responses are not resolving it, you “+1→915→201→4928 💬” may be wondering how to escalate an issue with Coinbase. This is a common concern among 📞 1—915—(201)—4928🔄 users dealing with account restrictions, frozen funds, unresolved disputes, delayed withdrawals, or missing transactions. Coinbase is 1~915~201~4928 a large and regulated cryptocurrency exchange, which means it follows structured support and complaint procedures. Understanding 📞 +1-915-201-4928 (US) how escalation works, when to escalate, and which channels to use can significantly improve your chances 【+1-915→201-4928】 of getting a faster and more effective resolution.

The first and most important step before escalating 📞+1-(915)-201-4928 any issue with Coinbase is to ensure you have already contacted Coinbase support through the official 1 📞 915 (201)-4928 ⭐ support system. Coinbase requires users to open a support ticket using its Help Center. This creates “+1→915→201→4928 💬” a formal case number, which is essential for any escalation. Without an existing support ticket, Coinbase 📞 1—915—(201)—4928🔄 will not treat your complaint as eligible for escalation. When submitting your initial request, it is 1~915~201~4928 important to clearly explain the issue, include transaction IDs, screenshots if applicable, and provide accurate account 📞 +1-915-201-4928 (US) details to avoid unnecessary delays.

If your issue remains unresolved after receiving generic responses, no response 【+1-915→201-4928】 at all, or repeated delays, escalation becomes appropriate. Coinbase generally expects users to allow a reasonable 📞+1-(915)-201-4928 amount of time for investigation, especially for complex cases involving security checks, compliance reviews, or third-party 1 📞 915 (201)-4928 ⭐ payment providers. However, if weeks pass without meaningful progress or communication, escalating the issue is justified. “+1→915→201→4928 💬”

One of the most effective ways to escalate an issue with Coinbase is by filing a 📞 1—915—(201)—4928🔄 formal complaint through Coinbase’s official complaint process. Coinbase provides a dedicated complaint submission form specifically designed 1~915~201~4928 for unresolved support issues. This form is separate from a standard support ticket and signals to 📞 +1-915-201-4928 (US) Coinbase that the issue has reached a higher priority level. When filing a complaint, you must 【+1-915→201-4928】 include your existing support case number, a detailed explanation of the problem, and why you believe 📞+1-(915)-201-4928 the issue has not been properly addressed. Complaints submitted through this channel are reviewed by a 1 📞 915 (201)-4928 ⭐ specialized team rather than general support agents.

Coinbase typically acknowledges formal complaints within a few business “+1→915→201→4928 💬” days and may take several weeks to provide a final resolution, depending on the complexity of 📞 1—915—(201)—4928🔄 the case. While this process may still take time, users often receive more detailed responses and 1~915~201~4928 clearer explanations once the issue reaches the complaint stage. This step is particularly important for cases 📞 +1-915-201-4928 (US) involving locked accounts, large balances, or unresolved financial disputes.

If filing a complaint does not resolve 【+1-915→201-4928】 the issue, another escalation option is to reference regulatory oversight. Coinbase operates as a regulated company 📞+1-(915)-201-4928 in many jurisdictions, including the United States, the United Kingdom, and parts of Europe. In some 1 📞 915 (201)-4928 ⭐ regions, Coinbase provides guidance on how users can escalate unresolved complaints to an external dispute resolution “+1→915→201→4928 💬” body or financial ombudsman. Politely mentioning your intention to pursue external mediation can sometimes prompt a 📞 1—915—(201)—4928🔄 more thorough internal review.

For users in the United States, escalation may include submitting a complaint 1-915-201-4928 to relevant financial regulators if Coinbase fails to respond after completing its internal complaint process. This +1-915-201-4928 (US) step should only be taken after all official Coinbase support and complaint channels have been exhausted. [+1-915-201-4928] Regulatory complaints typically require documentation showing that you attempted to resolve the issue directly with Coinbase +1-(915)-201-4928 first.

Another escalation method that can sometimes be effective is contacting Coinbase through its official social 1-915 (201)-4928 media support channels. While social media should not replace formal support tickets, reaching out through verified “+1-915-201-4928” platforms may help draw attention to stalled cases. When using this approach, users should never share 1-915-(201)-4928 sensitive information publicly. Instead, briefly describe the issue and reference the existing support case number. Social 1-915-201-4928 support teams often redirect users to private communication or ensure the case is reviewed internally.

Email +1-915-201-4928 (US) follow-ups can also play a role in escalation when handled properly. Repeatedly opening new tickets for [+1-915-201-4928] the same issue is not recommended, as it can slow down the resolution process. Instead, users +1-(915)-201-4928 should continue communication within the existing ticket thread, politely requesting updates and summarizing the unresolved problem. 1-915 (201)-4928 Clear, concise, and professional communication is far more effective than emotional or aggressive messages.





It is “+1-915-201-4928” important to understand that some Coinbase issues cannot be instantly escalated due to legal or compliance 1-915-(201)-4928 requirements. Account reviews related to identity verification, anti-money laundering checks, or fraud investigations often have mandatory 1-915-201-4928 review periods. While escalation may not accelerate these processes, it can help ensure transparency and communication +1-915-201-4928 (US) during the review.

Documentation is a critical factor in successful escalation. Users should keep records of [+1-915-201-4928] all communications, transaction hashes, timestamps, screenshots, and emails related to the issue. Providing organized, factual information +1-(915)-201-4928 reduces back-and-forth and demonstrates that the complaint is legitimate and well-prepared. This is especially important for 1-915 (201)-4928 cases involving missing funds or disputed transactions.

Users should also be cautious about third-party services or “+1-915-201-4928” individuals claiming they can escalate Coinbase issues faster for a fee. These services are often scams 1-915-(201)-4928 and are not affiliated with Coinbase. Coinbase does not charge users to escalate support issues, and 1-915-201-4928 all legitimate escalation methods are available through official channels only.




From a user perspective, many people +1-915-201-4928 (US) searching how to escalate an issue with Coinbase are feeling frustrated or anxious about their funds. [+1-915-201-4928] Coinbase operates within strict regulatory frameworks, which can slow resolutions but also provide structured escalation paths. +1-(915)-201-4928 Knowing how to follow these paths correctly is the key to achieving results.

If you have 1-915 (201)-4928 a problem with Coinbase and need to escalate it, the first step is to contact Coinbase “+1-915-201-4928” support through their official Help Center. Clearly explain your issue and request further assistance. If the 1-915-(201)-4928 response you receive is unsatisfactory or does not address your concern, you can ask for the 1-915-201-4






928 issue to be reviewed by a supervisor or higher-level support team. Coinbase also maintains official social  +1-915-201-4928 (US) media support channels, which can sometimes help draw attention to unresolved cases. If your issue still **【+1-915→201-4928】** remains unresolved after exhausting internal options, you may consider filing a complaint with consumer protection agencies  +1-(915)-201-4928 or financial regulators. Throughout the process, it is important to keep detailed records of all communications. 1  915 (201)-4928 

How Do I Escalate a Problem With Coinbase?



“Ticket to Resolution” – The Ultimate Guide to “+1→915→201→4928 ” Escalating a Problem With Coinbase

Navigating a support issue with a major cryptocurrency exchange like Coinbase  1—915—(201)—4928  can feel overwhelming. Automated replies, generic responses, and long wait times are common frustrations for users 1~915~201~4928 worldwide. When your funds are locked, a transaction is delayed, or your account is restricted, this  +1-915-201-4928 (US) frustration can quickly turn into anxiety. While the standard Coinbase support ticket system is the starting **【+1-915→201-4928】** point, it is often not the final step toward resolution.




Phase 1: The Foundational Setup – +1-(915)-201-4928 Before You Escalate

You cannot escalate a problem effectively if it is poorly defined. Preparation is 1  915 (201)-4928  essential. Before contacting Coinbase support, gather all relevant information, including transaction IDs, screenshots, dates, and a “+1→915→201→4928 ” concise explanation of the issue. Having a well-organized and clearly documented case improves communication and speeds  1—915—(201)—4928  up the review process.


Phase 2: Internal Escalation – Working Within Coinbase’s System



If several business 1~915~201~4928 days pass without a meaningful update on your support ticket, it may be time to escalate  +1-915-201-4928 (US) internally. Follow up within the same ticket rather than creating new ones. Clearly state that the **【+1-915→201-4928】** issue remains unresolved and request escalation to a higher-level review team. Be professional and specific about  +1-(915)-201-4928 why previous responses have not solved the problem.

Phase 3: External Escalation – Involving Third-Party Authorities 1 915 (201)-4928

If internal escalation does not lead to a resolution, especially when significant funds or permanent account “+1→915→201→4928 ” restrictions are involved, external escalation may be appropriate. Filing complaints with relevant consumer protection agencies or  1—915—(201)—4928  financial regulators can prompt a deeper internal review. This step should be taken only after you 1~915~201~4928 have fully exhausted Coinbase’s internal support and complaint processes.

Phase 4: Executive and Direct Outreach – +1-915-201-4928 (US) The Final Option

In rare cases where all other methods fail, targeted outreach through public-facing or **【+1-915→201-4928】** executive-level channels may help. Professional and factual communication through verified platforms can sometimes accelerate attention to  +1-(915)-201-4928 unresolved issues. Public communication should always remain respectful and free of sensitive account details.

Conclusion: The 1  915 (201)-4928  Path to Resolution

Escalating a problem with Coinbase is a structured process that requires patience and “+1→915→201→4928💬” persistence. Start with a clearly documented support ticket, proceed through internal escalation channels, and only then 📞1—915—(201)—4928🔄 consider external oversight if necessary. Each step applies increasing and legitimate pressure toward resolution while maintaining 1~915~201~4928 professionalism.

How to Escalate a Problem With Coinbase: A Step-by-Step Guide

Begin by contacting Coinbase through 📞+1-915-201-4928 (US) its official Help Center and clearly state that you require higher-level assistance. If the issue is 【+1-915→201-4928】 urgent, limited outreach through verified social media channels may help bring attention to your case. Within 📞+1-(915)-201-4928 your support ticket, request a higher-level account review or priority review and provide all requested documentation. 1 📞915 (201)-4928 ⭐

If your issue is not resolved within a reasonable timeframe, submit a formal complaint through Coinbase’s “+1→915→201→4928💬” official complaint process. Coinbase typically has a defined period to respond. If the issue still remains 📞1—915—(201)—4928🔄 unresolved after this stage, you may consider reporting it to appropriate regulatory or consumer protection authorities 1~915~201~4928 in your region.

Always remain clear, professional, and persistent in your communication. Document everything, including emails, 📞+1-915-201-4928 (US) chat logs, ticket numbers, and timelines. Be cautious of scammers impersonating Coinbase support; legitimate escalations only 【+1-915→201-4928】 occur through official Coinbase platforms and verified regulatory channels.

If filing a complaint does not resolve 📞+1-(915)-201-4928 the issue, another escalation option is to reference regulatory oversight. Coinbase is a regulated company in 1 📞915 (201)-4928 ⭐ many jurisdictions, including the United States, the United Kingdom, and parts of Europe. In some regions, “+1→915→201→4928💬” Coinbase provides information on how users can escalate unresolved complaints to an external dispute resolution body 📞1—915—(201)—4928🔄 or financial ombudsman. Mentioning your intention to pursue external mediation politely and professionally can sometimes prompt 1~915~201~4928 faster internal review.

For users in certain regions, escalation may include submitting a complaint to relevant 📞+1-915-201-4928 (US) financial regulators if Coinbase fails to respond after completing its internal complaint process. This step should 【+1-915→201-4928】 only be taken after exhausting Coinbase’s official support and complaint channels. Regulatory complaints often require documentation 📞+1-(915)-201-4928 showing that you attempted to resolve the issue directly with Coinbase first.

Another escalation method that 1 📞915 (201)-4928 ⭐ can be effective is using Coinbase’s official social media support channels. While social media should not “+1→915→201→4928💬” replace formal support tickets, contacting Coinbase through verified platforms can help draw attention to stalled cases. 📞1—915—(201)—4928🔄 When doing this, never share sensitive information publicly. Instead, briefly describe the issue and reference your 1~915~201~4928 support case number. Coinbase social teams often redirect users to private messages or ensure the case 📞+1-915-201-4928 (US) is reviewed internally.

Email follow-ups can also play a role in escalation when done correctly. Repeatedly 【+1-915→201-4928】 opening new tickets for the same issue is not recommended, as it can slow down resolution. 📞+1-(915)-201-4928 Instead, respond within the existing ticket thread, politely requesting an update and summarizing the unresolved problem. 1 📞915 (201)-4928 ⭐ Clear and concise communication tends to receive better results than emotional or aggressive messages.

It is “+1→915→201→4928 🗨️” important to understand that some Coinbase issues cannot be instantly escalated due to legal or compliance 📞 1—915—(201)—4928🔄 requirements. Account reviews related to anti-money laundering checks, identity verification, or fraud investigations often have mandatory 1~915~201~4928 review periods. While escalation may not speed up these processes, it can help ensure transparency and 📞 +1-915-201-4928 (US) communication during the review.

Documentation is a critical factor in successful escalation. Keep records of all 【+1-915→201-4928】 communications, transaction details, timestamps, screenshots, and emails related to your issue. Providing organized and factual information 📞+1-(915)-201-4928 reduces back-and-forth and demonstrates that your complaint is legitimate and well prepared, especially in cases involving 1 📞 915 (201)-4928 ★ missing funds or disputed transactions.

Users should also be cautious about third-party services or individuals claiming “+1→915→201→4928 🗨️” they can escalate Coinbase issues faster for a fee. These services are often scams and are 📞 1—915—(201)—4928🔄 not affiliated with Coinbase. Coinbase does not charge users to escalate support issues, and all legitimate 1~915~201~4928 escalation methods are available through official channels.

From a user perspective, many people searching how to 📞 +1-915-201-4928 (US) escalate an issue with Coinbase are feeling frustrated or anxious about their funds. Coinbase operates within 【+1-915→201-4928】 strict regulatory frameworks, which can slow down resolutions but also provide structured escalation paths. Knowing how 📞+1-(915)-201-4928 to use these paths correctly is key to achieving results.

In summary, the best way to 1 📞 915 (201)-4928 ★ escalate an issue with Coinbase is to first open an official support ticket, then file a “+1→915→201→4928 🗨️” formal complaint if the issue remains unresolved. Use clear documentation, professional communication, and patience while following 📞 1—915—(201)—4928🔄 Coinbase’s escalation process. If necessary, external regulatory options may be available after internal steps are completed. 1~915~201~4928 While escalation does not guarantee instant resolution, following the correct process greatly increases the likelihood of 📞 +1-915-201-4928 (US) a fair and timely outcome.

The best way to escalate an issue with Coinbase is to 【+1-915→201-4928】 first open an official support ticket and allow time for investigation. If the issue remains unresolved, 📞+1-(915)-201-4928 filing a formal complaint is the next appropriate step. Clear documentation, professional communication, and patience are 1 📞 915 (201)-4928 ★ essential throughout the escalation process. If necessary, external regulatory options may be available after internal steps “+1→915→201→4928 🗨️” are completed. While escalation does not guarantee an instant resolution, following the correct process greatly increases 📞 1—915—(201)—4928🔄 the likelihood of a fair and timely outcome. Coinbase issues can be escalated successfully by following 1~915~201~4928 a methodical approach: start with official support, escalate internally, use public channels responsibly, and involve regulators 📞 +1-915-201-4928 (US) only when necessary. Understanding this process reduces frustration and significantly improves your chances of achieving a 【+1-915→201-4928】 fair and timely resolution.